


# Google Classroom

1.

Logon to your Computer and locate your Web Browser.



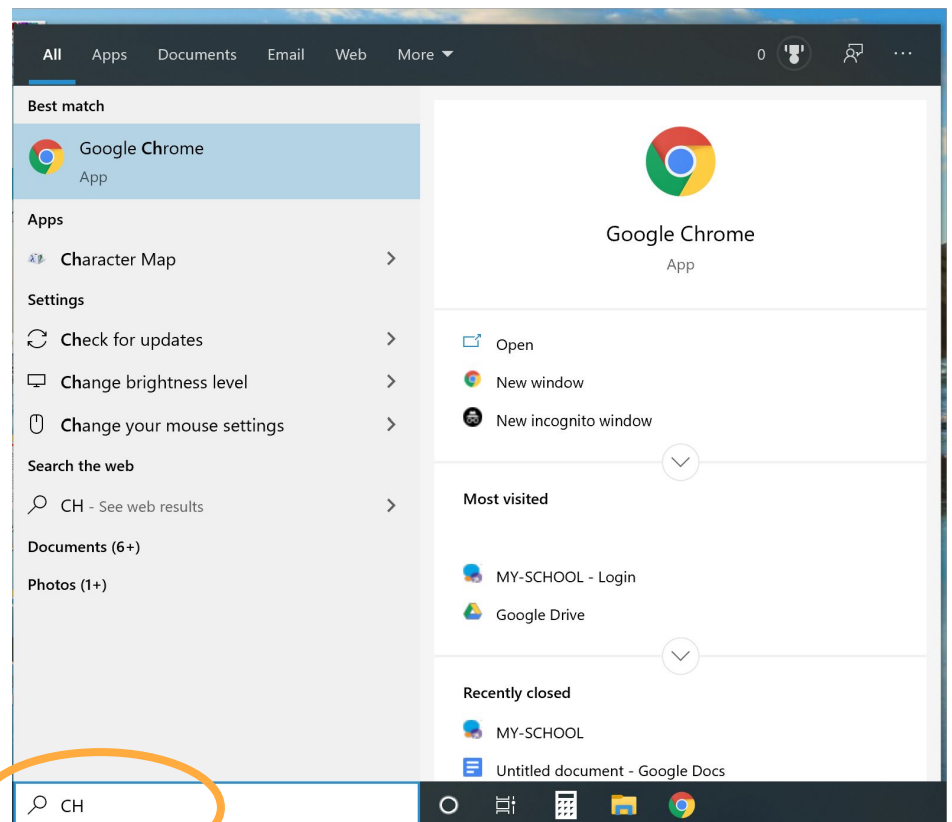
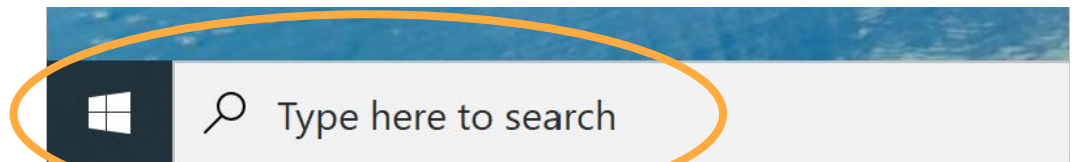
Check Task Bar

2.

Or Search

3.

Open  
Google



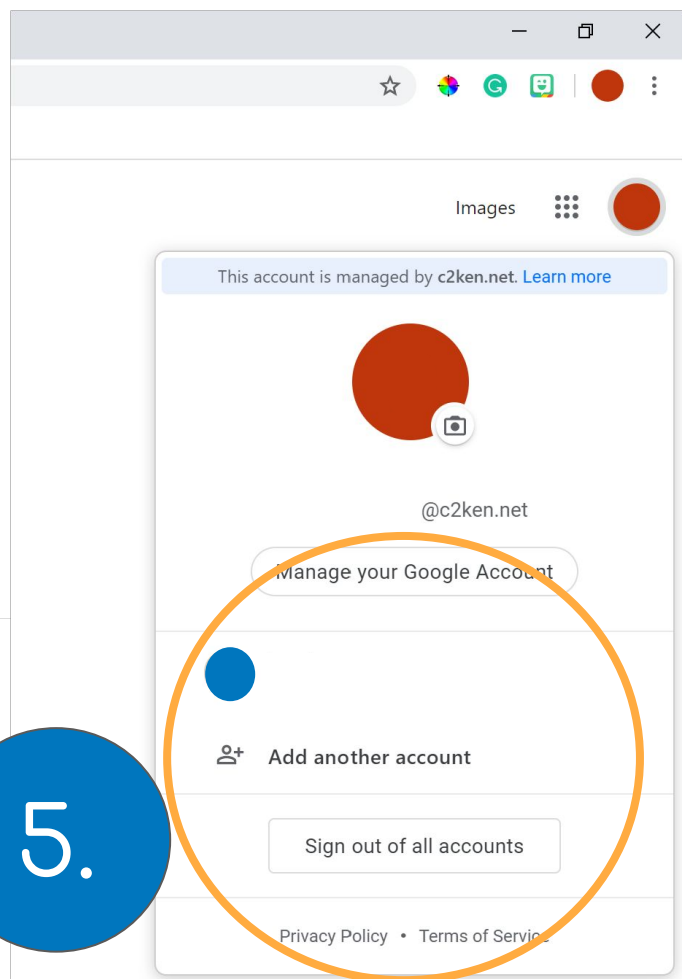
# Google Classroom

4.

Check who, if anyone is Logged In



5.



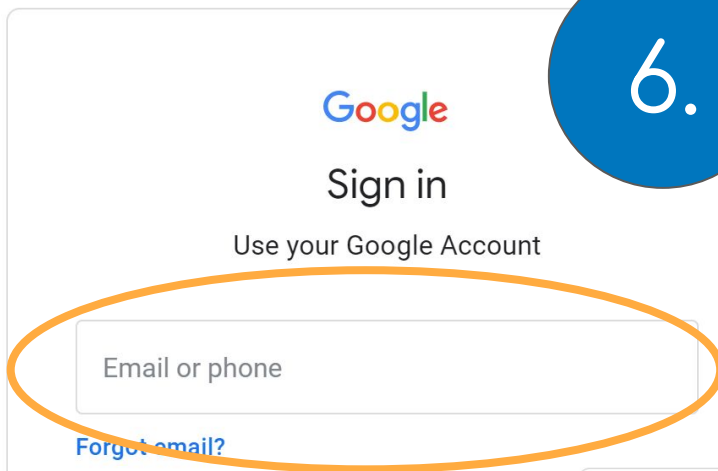
Add another account

If you cannot see  
your child's  
name click  
"Add another account"

# Google Classroom

6.

Login with  
**YOUR child's**  
username  
**@c2ken.net**



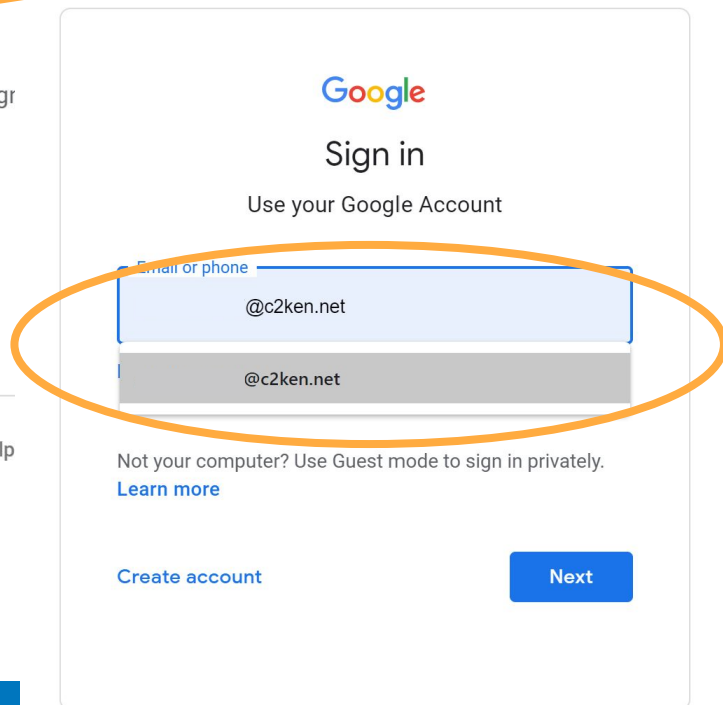
Google  
Sign in  
Use your Google Account

Email or phone

[Forgot email?](#)

Not your computer? Use Guest mode to sign in  
[Learn more](#)

[Create account](#)



Google  
Sign in  
Use your Google Account

Email or phone  
@c2ken.net

Not your computer? Use Guest mode to sign in privately.  
[Learn more](#)

[Create account](#) [Next](#)

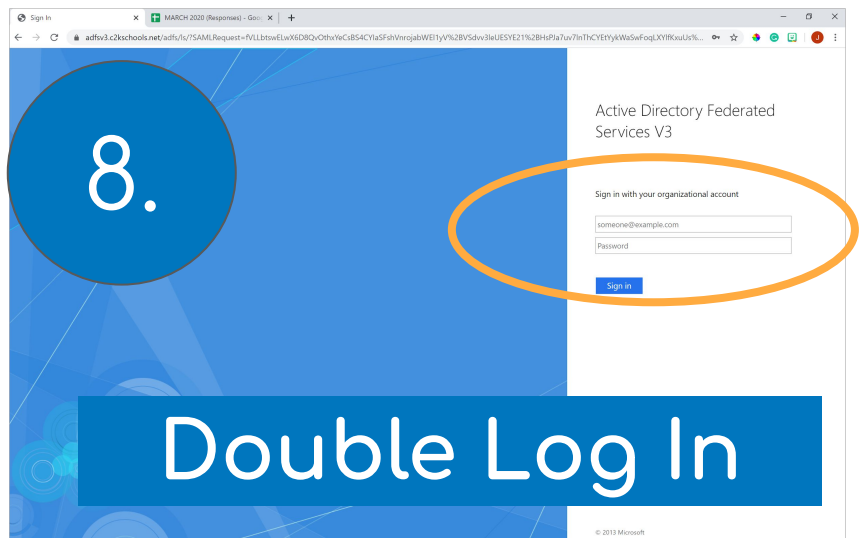
7.

Password  
**Your child's C2k**  
Password



Next

8.



Active Directory Federated Services V3

Sign in with your organizational account

someone@example.com

Password

[Sign in](#)

**Double Log In**

# Google Classroom

Active Directory Federated  
Services V3

9.

Login with  
**YOUR child's**  
username  
**@c2ken.net**

Sign in with your organizational account

@c2ken.net

Password

Active Directory Federated  
Services V3

10.

Sign in with your organizational account

@c2ken.net

.....

?continue=https%3A%2F%2Fwww.google.com%3Fhl%3Den-GB&...-GB&sarp=1&sc=0&TL=AMV8YcTK6rxAc-Xbe7M...

Save password for  
adfsv3.c2kschools.net?

Username @c2ken.net

Password .....

Save

Never

Google

Verify that it's you



@c2ken.net

We would like to confirm that the referenced account is  
yours. If you recognise this account, please press continue.

[I don't recognise this account](#)

[Continue](#)

11.

# Google Classroom

Verify its your child.

12.

Save

Never

Save password for  
adfsv3.c2kschools.net?

Username

@c2ken.net

Password

.....

Save

Never

Save details on  
home computer.

13.

Verify that it's you



@c2ken.net

We would like to confirm that the referenced account is  
**yours**. If you recognise this account, please press continue.

[I don't recognise this account](#)

Continue

14.

Child now Logged In

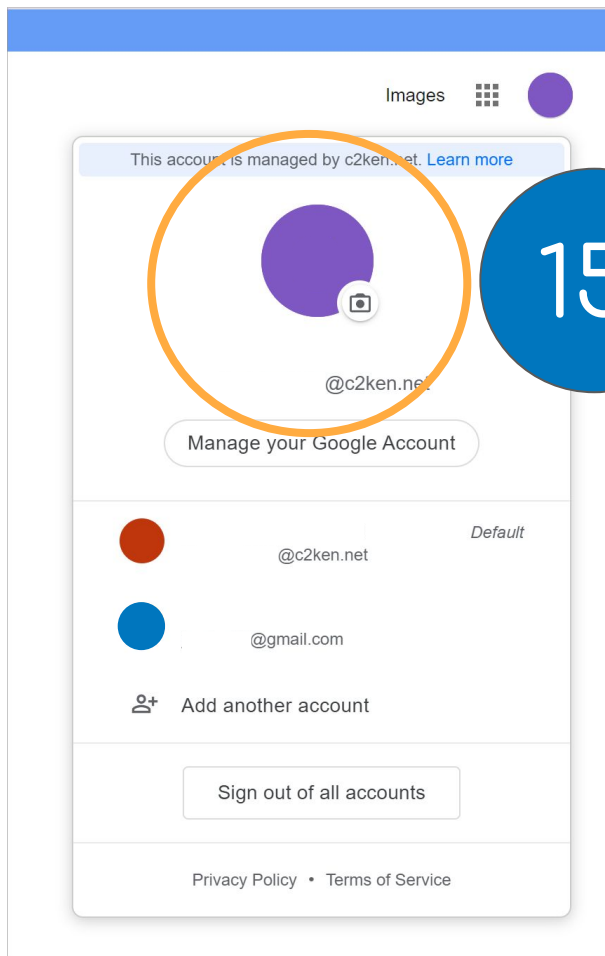
English (United Kingd

Images

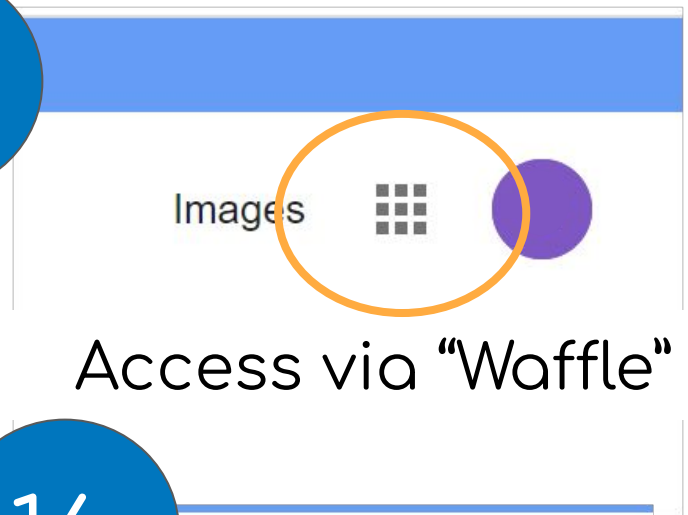


# Google Classroom

Child now Logged In



15.



Access via "Waffle"

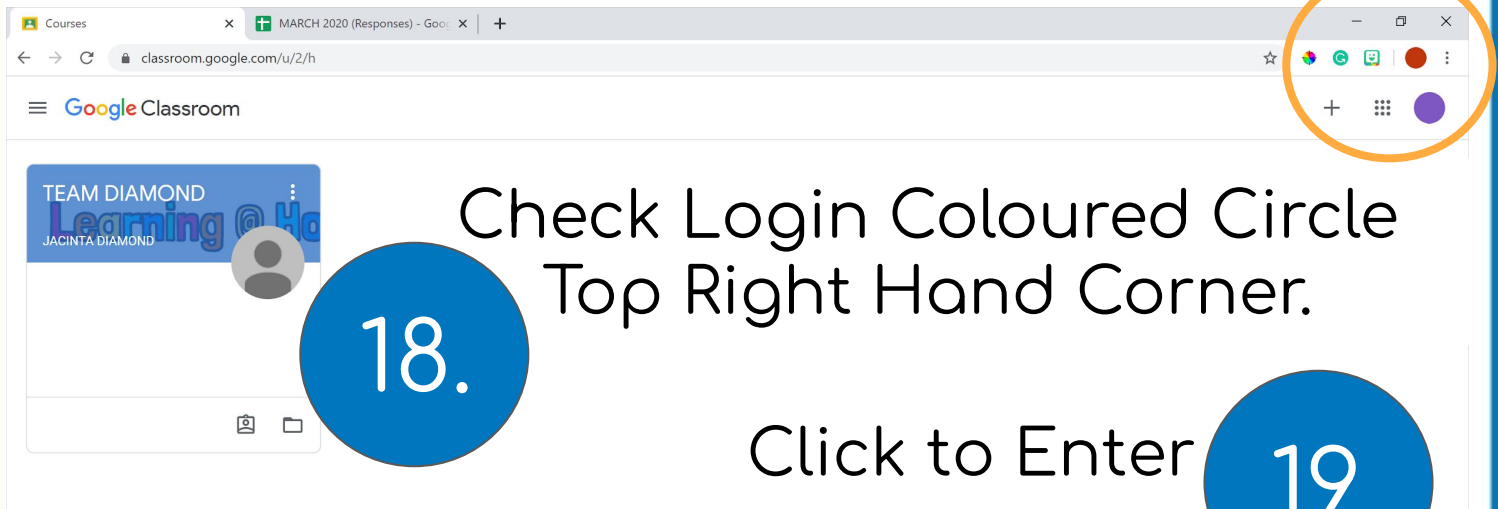
16.



17.

Select Classroom

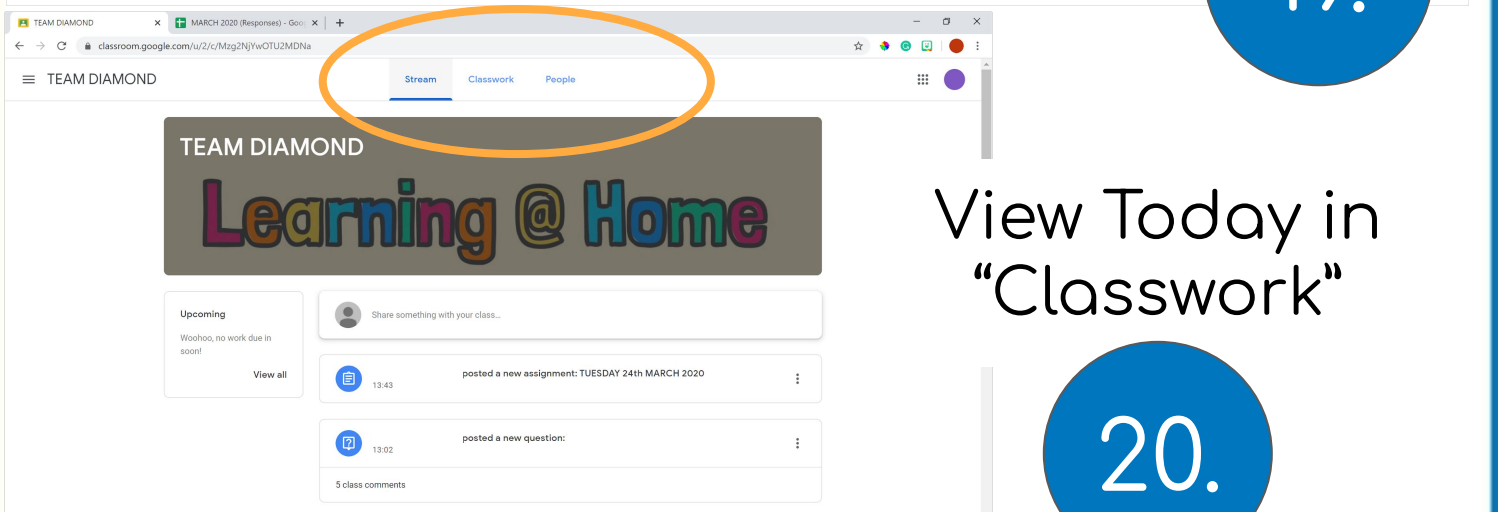
# Google Classroom



18. Check Login Coloured Circle Top Right Hand Corner.

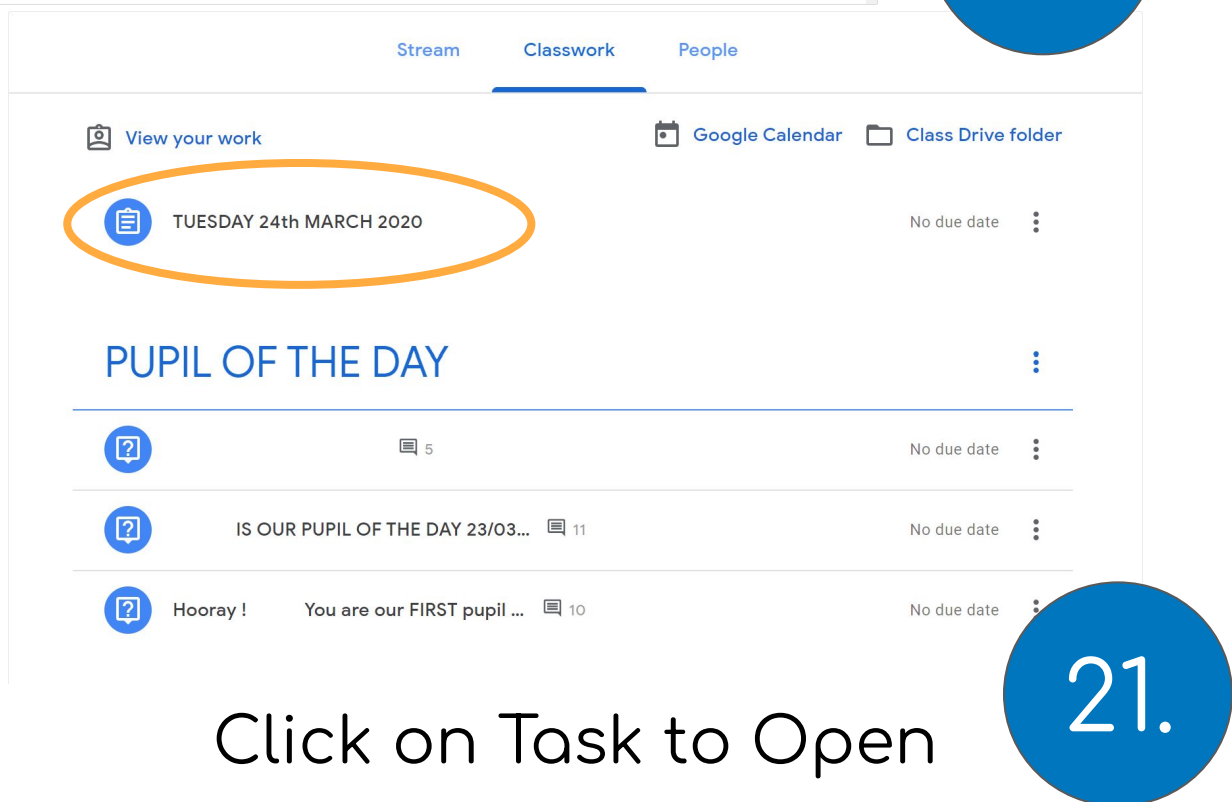
19. Click to Enter

The screenshot shows the Google Classroom login page. In the top right corner, there is a row of four colored circles (blue, green, yellow, and red) which are the login options. A blue circle with the number 18 is placed over the top right corner of the page, and a blue circle with the number 19 is placed over the 'Click to Enter' text.



20. View Today in "Classwork"

The screenshot shows the Google Classroom Stream page for 'TEAM DIAMOND'. The 'Stream' tab is selected, and the 'Classwork' tab is highlighted with an orange circle. The 'Classwork' tab shows a list of assignments and questions. A blue circle with the number 20 is placed over the 'Classwork' tab.



21. Click on Task to Open

The screenshot shows the Google Classroom Classwork page for 'TEAM DIAMOND'. The 'Classwork' tab is selected, and the 'TUESDAY 24th MARCH 2020' task is highlighted with an orange circle. The task is titled 'PUPIL OF THE DAY' and has a due date of 'No due date'. A blue circle with the number 21 is placed over the bottom right corner of the page.

# Google Classroom

 View your work

 Google Calendar  Class Drive folder



TUESDAY 24th MARCH 2020

No due date



Posted 13:43

Assigned

Afternoon Everyone!

Wow, that was a bit of a shocker on the News Last Night! Are you ok, feeling a wee bit worried. I don't think we need to be too worried, remember this is to keep EVERYONE Healthy and Safe but most importantly to try and cut down the number of people who need to use our Doctors and Nurses, so they can help others.

It's so important to think about your parents right now and to help them as much as you can!



Welcome to Renaissance...  
<https://ukhosted8.renlearn...>



Student Log In | Epic! Read...  
<https://www.getepic.com/st...>



Google Slides - THE LI...

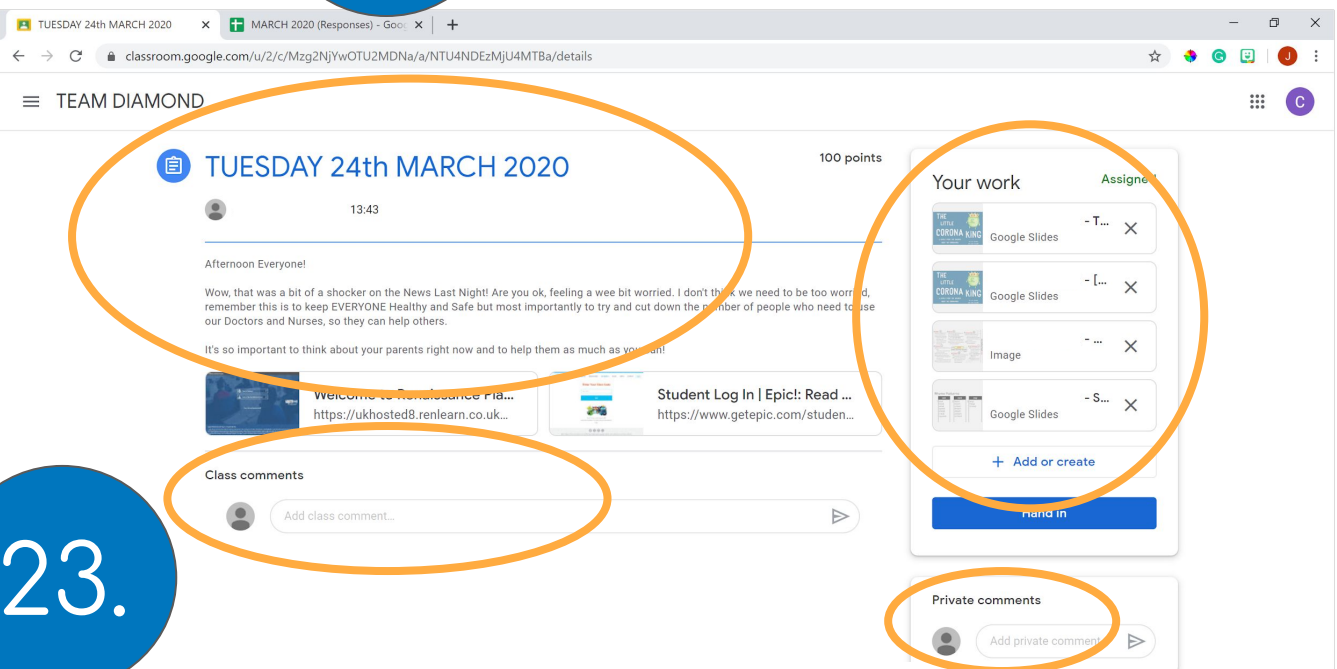


Google Slides - [Templ...

[View assignment](#)

22.

Click View Assignment.



TUESDAY 24th MARCH 2020

13:43

Afternoon Everyone!

Wow, that was a bit of a shocker on the News Last Night! Are you ok, feeling a wee bit worried. I don't think we need to be too worried, remember this is to keep EVERYONE Healthy and Safe but most importantly to try and cut down the number of people who need to use our Doctors and Nurses, so they can help others.

It's so important to think about your parents right now and to help them as much as you can!

Welcome to Renaissance...  
<https://ukhosted8.renlearn.co.uk...>

Student Log In | Epic! Read...  
<https://www.getepic.com/studen...>

THE LITTLE CORONA KING Google Slides - THE LI...

THE LITTLE CORONA KING Google Slides - [Templ...

100 points

Your work Assigned

- THE LITTLE CORONA KING Google Slides - T... X
- THE LITTLE CORONA KING Google Slides - [... X
- Image - ... X
- Google Slides - S... X

+ Add or create

Hand in

Class comments

Add class comment...

Private comments

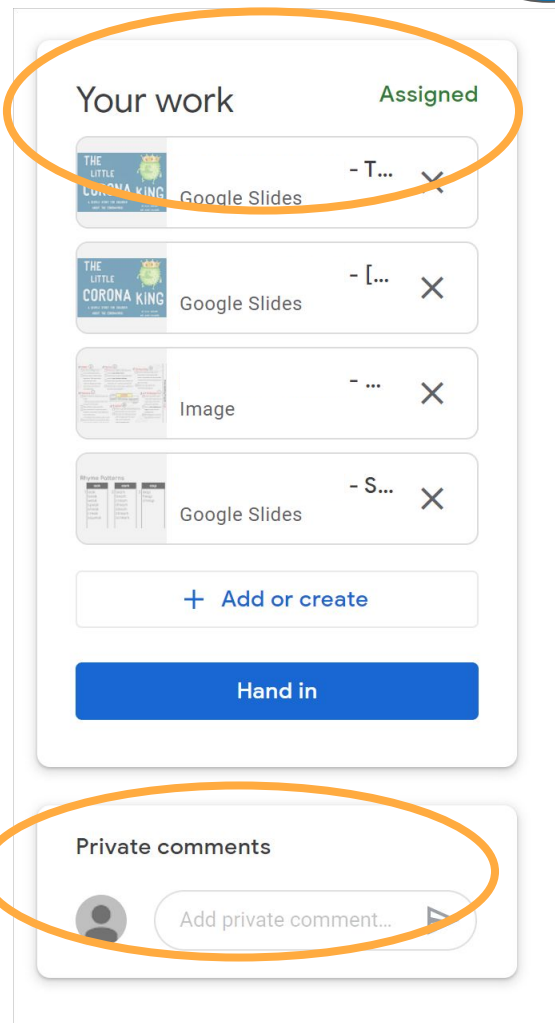

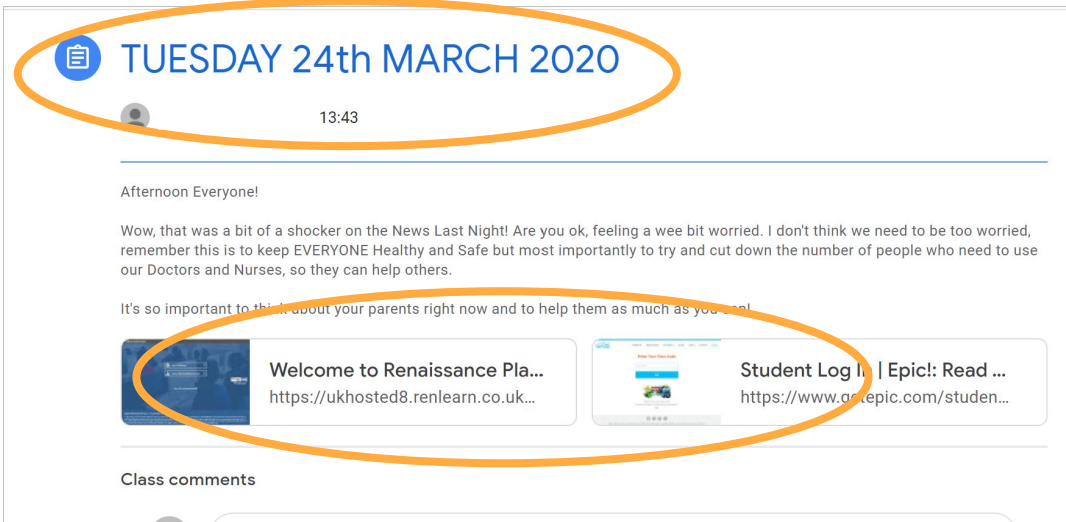
Add private comment...

23.

Assignment as 4 Parts.



# Google Classroom



1 & 2 CLASS Message  
from Teacher  
& Links if Assigned.

3. **Your Work**  
This is what **YOU DO**  
and Then **HAND IN**

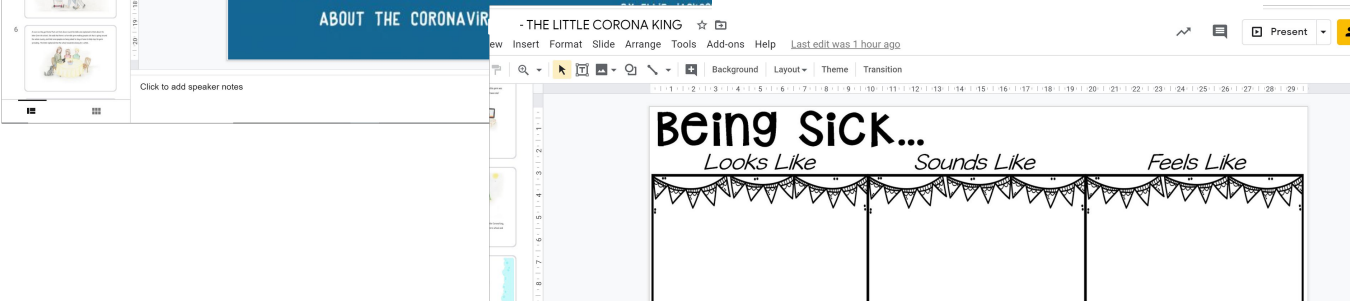
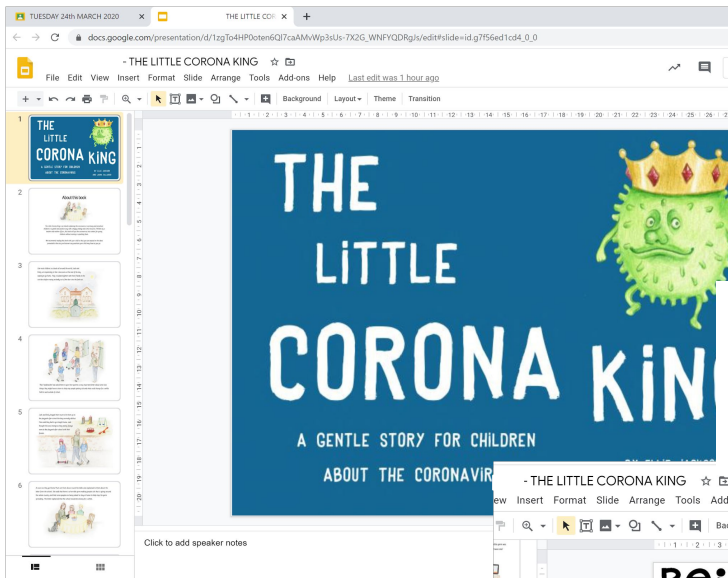
4. Private comments are  
only seen by teachers  
and pupil.

# Google Classroom

Open an assignment

25.

Check for understanding



Complete using text boxes

26.

27.

"Kiss Tab Goodbye", when finished

# Google Classroom

+ Add or create

Hand in

28.

When completed  
all assignments  
**"Hand in"**

Hand in your work?

4 attachments will be submitted for "TUESDAY 24th MARCH 2020".



- THE LITTLE CORONA KING



- [Template] MY TOPIC BOOK @ HOME



- Brain-Building-Projects\_Lego-unlocked.jpg



- SPELLING WORKBOOK P5 BOOK A

Cancel Hand in

If you need to  
finish, fix or  
create something  
else to hand up,  
you can choose

**"Unsubmit"**

29.

Unsubmit

# Google Classroom

+ Add or create

30.

You can **Hand In** photographs or your own material using the + Add or create button.

Or even leave a,

Private comments

Add private comment...

just for the teachers to read.

+ Add or create

Google Drive

Link

File

Create new

Docs

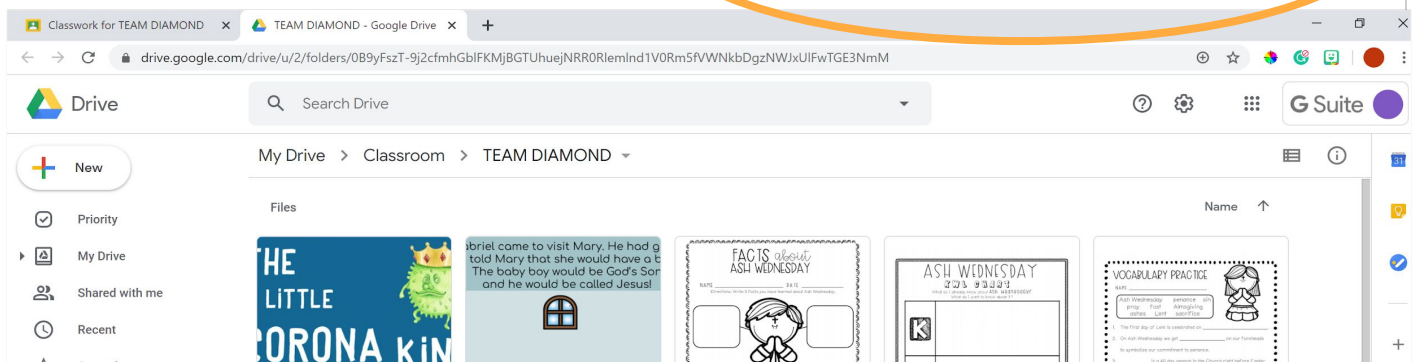
Slides

Sheets

Drawings



Class Drive folder



You'll even find work, not quite finished in classroom here...more than enough to stop you getting bored!

# Google Classroom

NB

Tablets - iPads - NetBooks

Require Additional Downloads  
from Your Device's App Store.



Classroom - Google Docs - Google Slides

